

Treatments - Composites

31/07/2025 10:18 am BST

Summary

Composite Treatments are a means of selling several items/services automatically when a trigger or 'Parent' item is dispensed in the add treatment screen.

This is a useful way to sell 'Bundles'/'Packages'.

Composite Treatments are configured in Code Entry.

Details

Dispense a Composite Item

1. Navigate to the 'Add Treatment' Screen (Treatment > Add Treatment tab).
2. Search for and select a composite item (Using the same method documented on the [Adding a Treatment](#) page).

Note: Composite Treatments can be easily identified because they show in bold.

3. Once selected, a window will appear. The window shows the initial parent item at the top, followed by a panel underneath displaying a list of child items contained within the composite.

Composite Item - Spay Bitch

Parent Treatment Code

Spay Bitch

406







143.44

28.69

172.13

☒ Continue to Next Item on Cancel

Selected Composite Items

	Description	Code	Net	VAT	Total	Quantity	No Charge	Mandatory	Items	Opt In	View Order
<input type="checkbox"/>	 Acp 5mg/ml (calmivet) Per MI	10222	0.00	0.00	0.00	1.00	✓	✓	✓	1	Esher SA
<input type="checkbox"/>	 Metacam Oral Susp 10ml Dog	1396	0.00	0.00	0.00	1.00	✓			2	Esher SA
<input type="checkbox"/>	 Vetergesic Per MI	413	0.00	0.00	0.00	1.00	✓	✓	✓	3	Esher SA
<input type="checkbox"/>	 Alfaxan Injection 10ml	410	0.00	0.00	0.00	1.00	✓			4	Esher SA
<input type="checkbox"/>	 Propoflo Per MI	411	0.00	0.00	0.00	1.00	✓			5	Esher SA
<input checked="" type="checkbox"/>	 Metacam Inj Dogs/cats 5mg/ml2...	414	8.92	1.78	10.70	1.00				6	Esher SA

←

Page 1 of 1

→

↺

Displaying 1 - 6 of 6

Total For this Treatment Item:

152.36

30.47

182.83

Process

Cancel

- Select the items you wish to dispense using the check boxes on the left-hand column and select the 'Process' button to proceed.

The system will process all items on the window, adding them to the patient's treatment draft. If labels, quantities or batch numbers are required, prompts will appear and you will be instructed to enter any required information.

Once an item has been added, a tick will be added to the progress window on the left hand side of the screen. This may just be quantity required or a label.

Progress

Description
<input checked="" type="checkbox"/> Acp 5mg/ml (calmivet) Per MI
<input type="checkbox"/> Vetergesic Per MI
<input type="checkbox"/> Metacam Inj Dogs/cats 5mg/ml20ml

Spay Bitch

Item Code

h	406
---	-----

Composite Items

Description	Code	Net
mg/ml (calmivet) Per MI	10222	0.00 0.0
cam Oral Susp 10ml Dog	1396	0.00 0.0
gesic Per MI	413	0.00 0.0

Quantity Selection - Vetergesic Per MI

Stock Status









In Stock:9996
In Draft:0
Available:9996

Quantity:

OK Cancel

5. Once all items have been added, the parent item and child items will display in the Add Treatment screen.

6. Select 'Save' to save the treatment to the patient's Treatment History.

Date: 31/07/2025												
	31/07/2025	10:16	Operation Spay Bitch	 General	1	172.13	Jamie Smith	Esher	<input type="checkbox"/>		jupiter	31/07/2025
	31/07/2025	10:16	Injections Stock Acp 5mg/ml (calmivet) Per MI	 General	0.5	0.00	Jamie Smith	Esher	<input type="checkbox"/>		jupiter	31/07/2025
	31/07/2025	10:16	Vetergesic Per MI	 General	0.3	0.00	Jamie Smith	Esher	<input type="checkbox"/>		jupiter	31/07/2025
	31/07/2025	10:16	Metacam Inj Dogs/cats 5mg/ml20ml	 General	1	10.70	Jamie Smith	Esher	<input type="checkbox"/>		jupiter	31/07/2025